

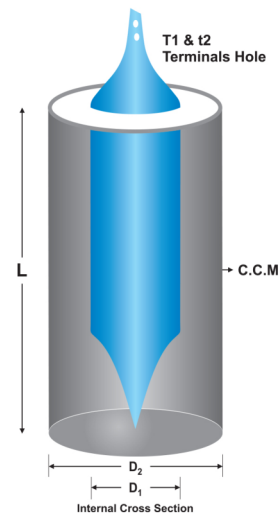
COMPARISON

Chemical v/s Traditional

1	It is based on pipe in pipe technology or flat in pipe technology	It is based on single strip with GI and copper plate earthing
2	Less space only 8 to 10-inch bore required	More space 2ft x 2ft bore required
3	Less maintenance, no need to pour water regularly	Required regular maintenance in every 3 months
4	No need to do regular testing	Regular testing required
5	Less corrosion	More corrosion
6	Long life 10 to 15 years	Less than 10 years life
7	Cost effective solution	Costly solution

INSTALLATION PROCESS

- It is recommended to install SI in clay or highly humid soil.
- Make a pit preferably of 6-8 inch dia up to appropriate length of SI Gel Earthing Electrode. (i.e. 2mtr.Or 3mtr.)
- Put the SI Gel Earthing Electrode in vertical positions in the pit with the terminal on the top.
- It is recommended to fill-up the SI back fill compound surrounding of SI Gel Earthing electrode mixed with proper water pouring simultaneously.
- Normally 2 bags of back-fill compound is recommended for our SI Gel Earthing Electrode but in some cases i.e. Rocky Area, bag can be varies.
- Make joint with suitable copper wire/strip of G.I. wire/strip carry for Earthing from your equipment etc. upto the Earthing terminals provided on the top of SI Gel Earthing. Beware, don't hash on the electrode while handling and installations, do not use hammer etc.
- Put the chamber with the cover over the SI Gel Earthing Electrode & even petroleum jelly on the exposed part of SI Gel Earthing Electrode i.e. terminal.
- Do proper water pouring up to 6-7 days after installation.



OUR PRESENCE

Gujarat | Maharashtra | Goa | Madhya Pradesh | Rajasthan | West Bengal

Manufactured by:



Saara Earthing India Private Limited
We B'live in Safe Earth....!

Marketed by:



Eliva Solutions
When Trust Matters

Contact Us@



Eliva Solutions
When Trust Matters



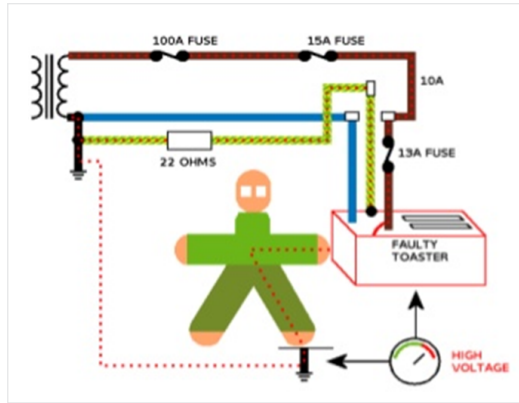
EARTHING AND LIGHTENING
PROTECTION SYSTEMS TO PROTECT YOUR **VALUABLES**



📍 D-1106, Titanium City Centre, Prahladnagar, Satellite, Ahmedabad - 380 015

☎ 079-49000049 🌐 www.elivasolutions.com ✉ info@elivasolutions.com

EARTHING



Earthing is the process of creating an alternative path for the flow of fault/excessive currents safely into the ground with minimal resistance or impedance.

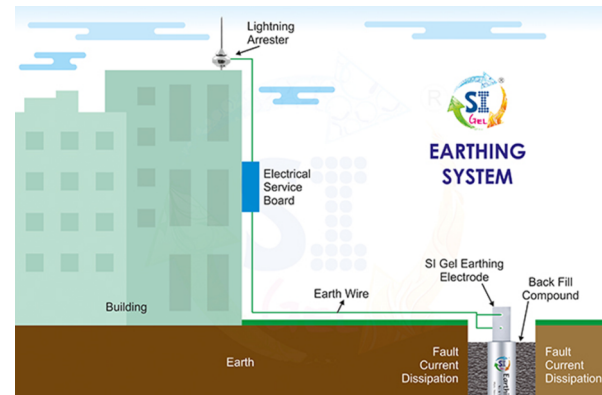
The primary purpose of Earthing is to reduce the risk of serious electric shock from current leaking into non insulated metal parts of an appliance, power tool, or other electrical devices. In a properly Earthed system, such leaking/fault current is carried away harmlessly while tripping the fuse.

Earthing also provides protection from large electrical disturbances like lightning strikes and power surges. It also aids in the dissipation of hazardous static electrical charges.

CHEMICAL EARTHING

This is the advance technology which is more simple and safe solution compare to traditional earthing, like easy to install, economical, long life, ecofriendly & maintenance free.

Chemical Earthing is use of bentonite based or graphite-based compound along with Earthing electrode (a pipe or a rod) that helps in improving soil condition and reducing the soil resistivity.



PRODUCTS



- ◆ COPPER BONDED ELECTRODES
- ◆ GALVANIZED IRON ELECTRODES
- ◆ COPPER BONDED RODS
- ◆ BACKFILL COMPOUND
- ◆ COPPER ELECTRODES
- ◆ GI/CB STRIPS
- ◆ EARTHING ACCESSORIES
- ◆ LIGHTING ARRESTERS
- ◆ FRP CHAMBER

COPPER BONDED ELECTRODES



- ◆ Used 100% copper coating for long life
- ◆ Designed for fast dissipation of fault current
- ◆ Maintenance free
- ◆ Simple and safe installation
- ◆ Most suitable for soil condition with pH value 5.0 and 8.0
- ◆ RDSO comply - RDSO/PE/SPEC/PSO109-2008 with different dimensions and sizes.

Product Code	Outer Dia(MM)	Length (MM)	Internal Dia (MM)	Connection Terminal Hole Dia(MM)x No. of Hole
SI - 19/1	46-50	1000	27	10 X 02
SI - 19/2	46-50	2000	27	10 X 02
SI - 19/3	46-50	3000	27	12 X 02
SI - 39/1	76-80	1000	41	12 X 02
SI - 39/2	76-80	2000	41	12 X 02
SI - 39/3	76-80	3000	41	12 X 02

GALVANIZED IRON ELECTRODES



- ◆ Hot dip galvanized to avoid corrosion
- ◆ Designed for fast dissipation of fault current
- ◆ Maintenance free
- ◆ Simple and safe installation
- ◆ Most suitable for soil condition with pH value 5.0 and 8.0.

Product Code	Outer Dia(MM)	Length (MM)	Internal Dia (MM)	Connection Terminal Hole Dia(MM)x No. of Hole
SI - 19/1	46-50	1000	22-25	10 X 02
SI - 19/2	46-50	2000	22-25	10 X 02
SI - 19/3	46-50	3000	22-25	10 X 02
SI - 39/1	76-80	1000	37-40	10 X 02
SI - 39/2	76-80	2000	37-40	10 X 02
SI - 39/3	76-80	3000	37-40	10 X 02

- ◆ Long-lasting & maintenance free hazards of copper coated rods
- ◆ Unique manufacturing process ensures uniform coating thickness
- ◆ Easy to install and unbreakable
- ◆ High protection against corrosion and electrochemical reaction when buried in the ground
- ◆ Very economical to use.

Ground Rod Diameter, Nominal	Ground Rod Diameter, Actual(MM)	Thread SizeTS	Length	Plating Thickness (µm)
1/2"	12.8	9/16 UNC	1200-3100	254
1/2"	12.8	9/16 UNC	3100	330
5/8"	14.2	5/8 UNC	900-3100	254
5/8"	14.2	5/8 UNC	1200-2400	330
5/8"	14.2	5/8 UNC	3100	330
3/4"	17.3	3/4 UNC	900-4600	254
3/4"	17.3	3/4 UNC	1800-3000	330
1"	23.2	1 UNC	3000	254

COPPER BONDED RODS



- ◆ Confirms IEC 62561-7 standard, which includes Leaching test, Corrosion test, Sulfur test and Resistivity test to check the efficiency of compound on environmental regulations
- ◆ It curbs Soil Resistance
- ◆ It binds Moisture for a longer period of time
- ◆ It helps to throw away the fault current at a faster rate
- ◆ It Elongates and Augments the life of the Earthing System
- ◆ It controls fluctuation of Ohmic Value
- ◆ It Depletes the usage of Salt and Charcoal around the Electrode
- ◆ It has capacity to absorb the moisture up to twenty times of its dry volume
- ◆ It strengthens the clutch between Soil and Rods
- ◆ Easily compressible
- ◆ Harmless to soil and local water table.

BACKFILL COMPOUND

